

Care & Maintenance

Maintaining the beauty of your hardwood floor is easy with the Lauzon Quality Care kit. Each kit contains a swivel-head mop designed specifically for hardwood floor maintenance, a machine washable mop head cover with absorbent foam membrane, and a 700 ml/24 fl. oz. Quality Care Liquid Cleaner, which is non-abrasive and leaves no residue.



Vacuum or sweep excess dirt and dust from floor surface.



Spray mop head cover with a small amount of Quality Care Liquid Cleaner.



Clean floor with moistened mop.

A Few Points on Preventative Care



Place doormats at entry points. Wipe shoes when entering. Always remove stiletto and high heeled shoes.



Do not move heavy objects without first putting a protective cover underneath.



Use protective covers on the feet of furniture (rubber, felt, etc.).

Touch Up Kit


Accidents happen. Keep your floor looking like new with the Lauzon Touch Up Kit – ideal for repairing superficial problems like light scuffs and scratches.



DO NOT USE: Ammonia, furniture polish, oil, paint thinner, soap, vinegar, water or wax.

Facts & Figures

Humidity Levels



Excess moisture causes wood to expand, and insufficient moisture causes it to contract. Try to keep humidity at recommended levels.



Recommended Humidity Levels:
Classics Collection: 35-55% humidity
NextStep Collection: 35-65% humidity

Natural Aging of Wood


Depending on the species of your wood floor, its tone will naturally change over time. This is part of wood's natural oxidation process.



American Cherry
(Darkens considerably)



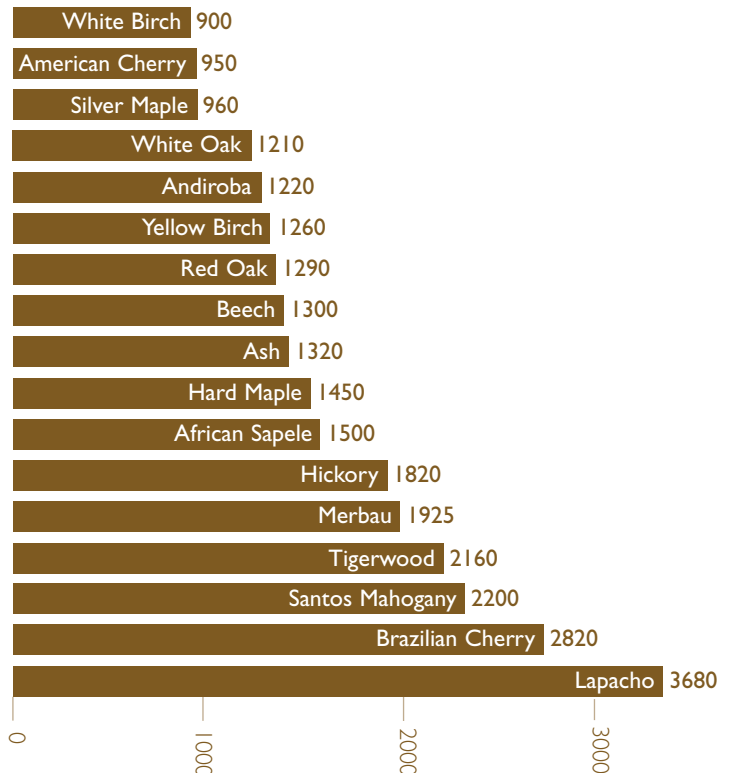
Santos Mahogany
(Slight muting of the color over time)



Betula Walnut
(Lightens to a more golden shade)

Hardness Rating

The standard assessment of a species' hardness is the Janka Test. The following Janka scale shows the relative hardness of each wood species. For normal residential use, the hardness is not usually a critical decisive factor.



Reference: NWFA (National Wood Flooring Association)